

Activity 1

This week we will be writing a story about a magical object.

- Work through the Story Writing PowerPoint together.

There are some prompt questions in between the pictures but you can ask as many as you like. Try to generate as many ideas together as you can.

Also, help your child to think of stories they already know that have a magic key or are set in a magical forest etc. This will help them to 'magpie' or borrow good ideas from other authors.

- Please make the following planner for your child to fill in with their own ideas. They can draw pictures and make notes. I've filled mine out for you to talk about but yours should just have the 4 headings to begin with:

CHARACTER	SETTING	MAGICAL OBJECT	NEW SETTING
 <p>school girl friendly happy pink shoes</p>	 <p>park playground deserted afternoon</p>	 <p>key golden hidden mysterious</p>	 <p>magical land unicorns castles dreamy</p>

Activity 2

Today we are going to introduce our character. But, before we do, we're going to learn about **similes**. Similes are comparisons that can be used to make our writing more interesting. **Simile is a lot like similar** Follow the link below to find out more:



Now you are going to write a short description of your character.

You will need to describe how they look and how they behave. You could do this in 2 paragraphs if you like.



Take a look at mine first. I've typed it twice: 1 without similes and 2 with.

Notice I've typed the similes in a different colour. You could do that too!

Also notice that each sentence is complete and about one aspect of her appearance or behaviour so 'full stop it' before writing about the next thing

See if you can also spot some conjunctions from last week.

Description 1

Lilly was a happy little girl who skipped wherever she went. You could spot her across a crowded playground because her hair was **golden**. She had some freckles across her nose which was **cute**. Lilly was always messy by the end of school apart from her favourite shoes which were **pink**. She made sure that they were kept squeaky clean because she loved them. On her back she carried a bag that was **red**. This bag was very important to Lilly so she took it wherever she went.











Lilly was kind and **gentle**. She was a great friend because she was **sweet** and funny. She had a **loud laugh**. It was so loud that you could hear it on the other side of town! Lilly was so nice that she'd give away her last sweet. That girl was really **good**.

Description 2

Lilly was a happy little girl who skipped wherever she went. You could spot her across a crowded playground because her hair was **golden like the sun**. She had some freckles across her nose which was **as cute as a button**. Lilly was always messy by the end of school apart from her favourite shoes which were **pink like rose petals**. She made sure that they were kept squeaky clean because she loved them. On her back she carried a bag that was **as red as a cherry**. This bag was very important to Lilly so she took it wherever she went.

Lilly was kind and **gentle like a little lamb**. She was a great friend because she was **as sweet as sugar** and funny. She had a **loud laugh like thunder**. It was so loud that you could hear it on the other side of town! Lilly was so nice that she'd give away her last sweet. That girl was really **as good as gold**.

Now try your own. Have a look at these similes for some ideas. Your grown-up can help you think of the comparisons.

	as big as...		as clean as...		as easy as...		as boring as...	
	as cold as...		as hot as...		as fresh as...		as hard as...	
	as soft as...		as dry as...		as hungry as...		as nice as...	
	as clear as...		as long as...		as slow as...		as fast as...	
	as straight as...		as tall as...		as small as...		as sweet as...	
	as wise as...		as white as...		as black as...		as blue as...	
	as silent as...		as loud as...		eat like a...		race like a...	
	swim like a...		work like a...		behave like a...		sleep like a...	
			cry like a...		smell like a...			

Remember to use conjunctions and contractions if you can.


Activity 3

Today we're going to write the beginning of our story. Have a look at the following for some good sentence openers:

Sentence Openers				
Time	Order	Where	To add information	Comparisons
One day	At first	In the middle of the...	Again	However
One morning	First	Under the bridge...	Also	Yet
One evening	Second	Over the bridge...	Another	Despite
After that	Third	In the distance...	Along with...	Still
After a while	Then	Far away...	For example...	Unlike
Before long	Last	In a far off land...	As well as	Even though
Afterwards	Finally	Inside of...		Although
As soon as	Next	At the end of...		Rather than
At last		On top of the...		
A moment later		Next to the...		
In the meantime		Nearby...		
Later on		Opposite the...		
Meanwhile				
Soon				
During				
Now				
Next week				
All of a sudden				

I've highlighted 4 that I'm going to use.

One morning, Lilly was walking to school around the park as usual. Her mum stopped to check on her baby sister when Lilly spotted something unusual. In the distance something was glowing. In the middle of the park, dangling from a tree, was a golden key! Even though she knew she would be late for school, Lilly persuaded her mum to take her to the mysterious object. As soon as she touched it...

Now it's your turn to write about how your mystery object gets found. 

Activity 4

Watch the following clip to find out about how **ADJECTIVES** can improve your writing. It can help you to write about your magical setting and new characters.



I've continued my story using **adjectives** to describe the **common nouns**. I've also used more of the **sentence openers**.

Lilly began to spin. **Despite** trying her hardest, she couldn't let go of the **golden key**! **A moment later**, the spinning stopped as quickly as it had begun. Lilly sat still on the **soft grass**. She was afraid to move in case the spinning started again. **Before long**, she realised that she was no longer in the **familiar park**. **Next to the magical key** where her lovely **mum** had been a moment before, was a **beautiful unicorn**. He was standing on **emerald green grass** next to a **misty lake**. There was an old, **wooden bridge** over the lake and Lilly could just about make it out through the **swirling mist**. **Over the bridge**, sobbing into his **clawed fingers** was an ugly, **purple troll**.

Now it's your turn to write about your magical setting. I stopped at an exciting part but you should continue.

What is it like in the new setting?

Who will your character meet?

Will they need help?

Activity 5

Now it's time for you to finish your story using everything we've been practising.



Some ideas for you to think about are...

Does your character have an adventure?

- climb an ice mountain
- sail across the choppy sea
- walk across an old rickety bridge
- swing on a vine through the wild jungle
- get shrunk by naughty fairies

Is there anything unusual about the new setting?

- talking animals
- a giant's castle
- a waterfall made out of juice
- flying people
- invisibility cloaks

Do they have to complete a task before the magic takes them back home?

- help to find a missing prince or princess
- find a magical jewel
- take a feather from a giant bird
- defeat a fire-breathing dragon
- return a dinosaur's egg

Let your imagination run away with you! Think about how your character gets home too.

