

Apostrophes in contractions

Activity 1



- Sometimes when two words are joined together, some of the letters are missed out.

When this happens the new word is called a contraction.

An apostrophe shows where the letters are missing.

This can also happen if one word is shortened. For example, **cannot** becomes **can't**.

Click on the following link and watch together. Pause as necessary to go over key points.

<https://www.bing.com/videos/search?q=year+2+contractions&&view=detail&mid=CCE4BF43601A43D7E733CCE4BF43601A43D7E733&&FORM=VRDGAR&ru=%2Fvideos%2Fsearch%3Fq%3Dyear%2B2%2Bcontractions%26FORM%3DHDRSC3>



- Talk about what contractions are.

Help your child to remember some contractions from the video. Make a list of them.



- Using your list, play a spoken word game:

Say two words and see if they can tell you the contraction. Repeat for all words.

Now tell them a contraction and see if they can tell you the two words it is made from. Repeat for all words in your list.

*SKIP TO THE END FOR MORE CONTRACTIONS



Activity 2



- Click on the link below for a short video about contractions:

<https://www.bing.com/videos/search?q=contractions+year+2&&view=detail&mid=C5D428F17DE78583A85EC5D428F17DE78583A85E&&FORM=VRDGAR&ru=%2Fvideos%2Fsearch%3Fq%3Dcontractions%2Byear%2B2%26FORM%3DHDRSC3>



- Make your own version of the following. Work with your child to match the contractions to their separate words.

do	not	did	not
it	will	she	will
he	will	will	not
can	not	has	not

didn't	it'll	hasn't	can't
she'll	won't	he'll	don't

Activity 3



- Click on the link below for a song about contractions:

<https://www.youtube.com/watch?v=pqiBOfpcRA>



- Now click on this link to find out about a strategy to help your child to learn spellings:

'Look, Say, Cover, Write and Check'

Use this method to learn the following contractions:

didn't	don't	won't	can't	hasn't
couldn't	shouldn't	wouldn't	he'll	she'll

If your child can already spell them, check their spelling from the chart at the end of this unit of work until you find ten that they can't yet spell.

Try spelling the following Common Exception Words:

Mr	Mrs	behind	every
could	should	would	everybody

*Look for patterns like:

1. the **O U L D** in would, could, should, wouldn't, couldn't, shouldn't (**O**h **U**Lucky **D**uck)
2. the **N'T** at the end of 8 of the contractions we're learning to spell (can't etc.)
3. the fact that it's a double **l** in she'll and he'll

Activity 4



- Let's review a punctuation mark today. Let's remind ourselves of the question mark by clicking on this link:



Now let's see if you can use some contractions in your own questions for your favourite story character. Write them down and remember to use a question mark at the end.

Here are a few examples for my favourite, Goldilocks:

Shouldn't you say sorry to the three bears?

Why can't you make some porridge for them?

Why didn't you offer to fix Baby Bear's chair?



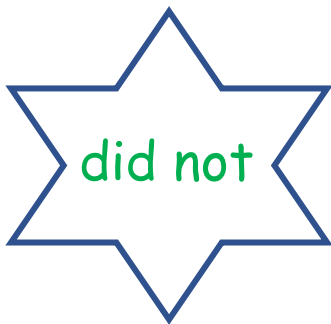
Use different colours for the question marks and contractions to make them stand out.

Activity 5

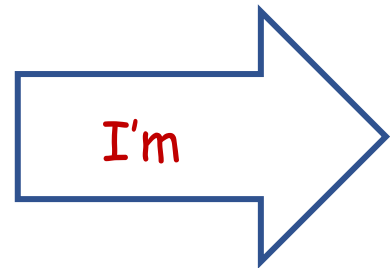

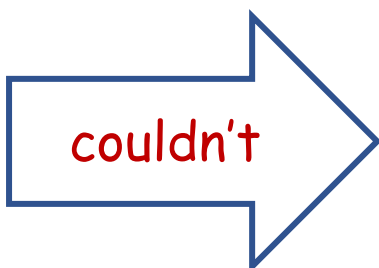


- This session is to check how much your child remembers about contractions and question marks.

1. Can they tell you what a contraction is?
2. Can they give you an example of a contraction?
3. When you say the following pairs of words, can they tell you the contraction?



4. When you say the following contractions, can they tell you the two words that made it?



5. Which of the following sentences show a question mark being used correctly?

Can I? play with you.

I want to play with you?

Can I play with you?



6. Now it's time to have another spelling check. It's important to practise and check the words each day.

didn't	don't	won't	can't	hasn't
couldn't	shouldn't	wouldn't	he'll	she'll
Mr	Mrs	behind	every	
could	should	would	everybody	

*If there are too many spellings for your child, you can focus on smaller sets and build up. Try to learn 3 or 4 at a time, for example.

END OF ACTIVITY 5

Most Important Contractions List

- Are not → aren't
- Can not → can't
- Could not → couldn't
- Did not → didn't
- Do not → don't
- Does not → doesn't
- Had not → hadn't
- Have not → haven't
- He is → he's
- He will → he'll
- He would → he'd
- He had → he'd
- Here is → here's
- I am → I'm
- I have → I've
- I will → I'd
- is not → isn't
- it is → it's
- it has → it's
- it will → it'll
- Must not → mustn't
- She is → she's
- She has → she's
- She will → she'll
- She would → she'd
- Should not → shouldn't
- That is → that's
- There is → there's
- They are → they're
- They have → they've
- Was not → wasn't
- We are → we're
- We have → we've
- We will → we'll
- We would → we'd
- Were not → weren't
- What is → what's
- Who is → who's
- Who will → who'll
- Will not → won't
- You are → you're
- You will → you'll
- You would → you'd
- You had → you'd